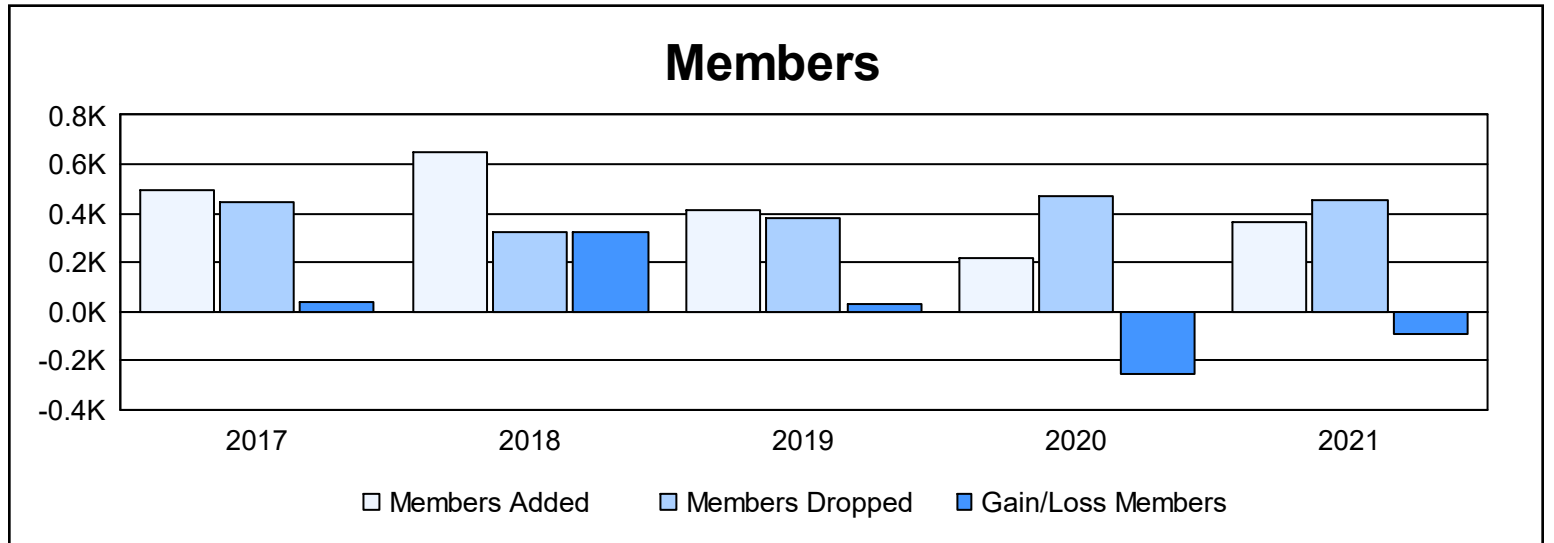
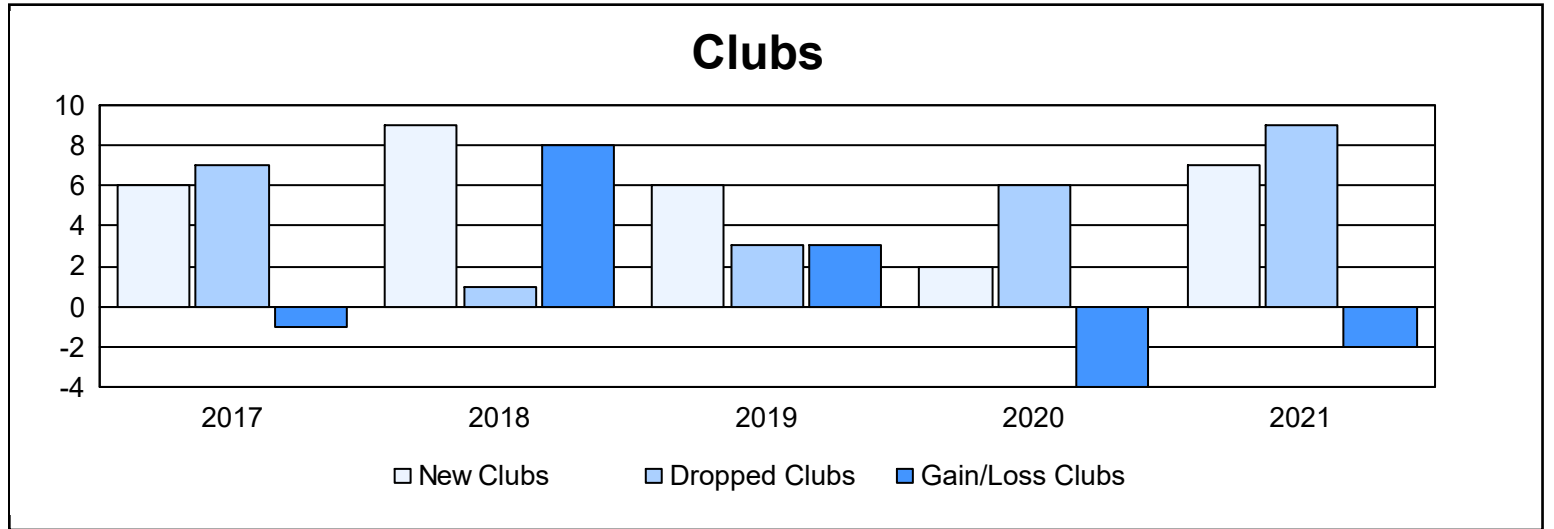
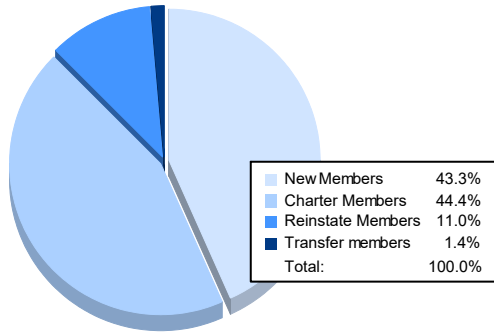


Year	New Clubs	Dropped Clubs	Gain/ Loss Clubs	New Members	Charter Members	Reinstate Members	Transfer Members	Total Member Added	Total Members Dropped	Gain/ Loss Members
2016-2017	6	7	-1	299	182	7	3	491	449	42
2017-2018	9	1	8	426	214	6	6	652	326	326
2018-2019	6	3	3	244	146	17	4	411	377	34
2019-2020	2	6	-4	149	57	6	2	214	466	-252
2020-2021	7	9	-2	157	161	40	5	363	456	-93
<b>Average</b>	<b>6</b>	<b>5</b>	<b>1</b>	<b>255</b>	<b>152</b>	<b>15</b>	<b>4</b>	<b>426</b>	<b>415</b>	<b>11</b>



### Membership Composition June 2021 Cumulative



### Gender Composition June 2021 Cumulative

